



Proudly Distributed By

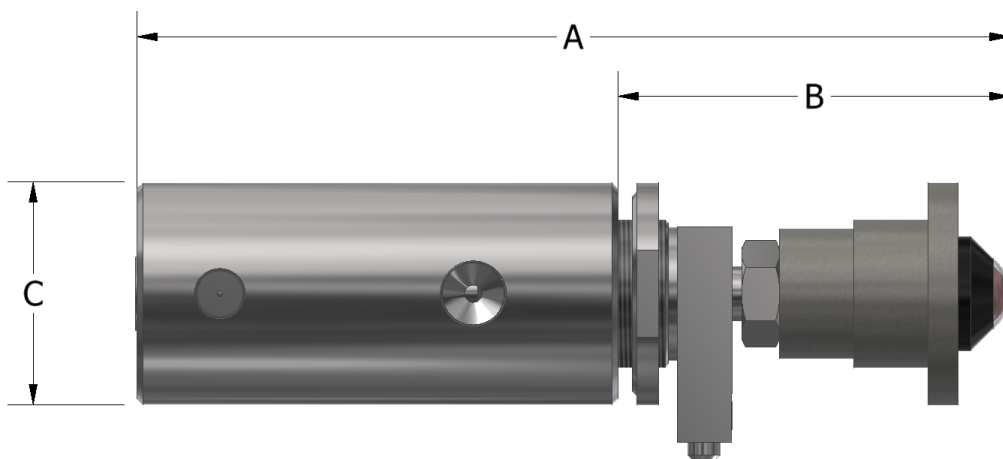
**TRIDENT** AUSTRALIA  
FLUID SYSTEMS & COMPONENTS

## OPERATION

The Ruelco MP-4 Pilot Indicating Relay is a pilot operated, spring return manual relay. It operates as a 3-way, block-and-bleed, normally closed valve with red/ green indicating palm knob. In the closed position, the inlet signal will be blocked from reaching the outlet port, until the knob is manually pulled into service. The detent will allow the relay to maintain this state until a pilot signal becomes present. The red/green indicator will display red until the pilot signal is present and the knob is pulled, opening the valve. Once in this configuration, the relay is armed, the indicator will display green. With a loss of the pilot signal or push on the knob, the relay will shut closed, venting the outlet pressure. The relay will remain closed until the knob is manually pulled into service again.

## FEATURES

- 316 stainless steel construction (models to N.A.C.E. MR1075 available)
- Can be repaired without removing relay from system or panel
- Design minimizes malfunctions due to supply system debris
- Inconel X-750 spring assures dependability in most corrosive environments
- Lock closed design prevents relay from automatically opening
- Indicating knob for green/red visual status of relay operation



## DIMENSIONS

A (CLOSED/OPEN)	5.61 / 6.10" (142.4 / 154.9 mm)
B (CLOSED/OPEN)	2.36 / 2.85" (60 / 72.4 mm)
C	1.50" (38.1 mm)
INLET & OUTLET PORTS	1/4" FNPT
PILOT PORT	1/8" FNPT
PANEL MOUNT HOLE	1.0" (25.4 mm)
MAXIMUM PANEL THICKNESS	.18" (4.6 mm)
WEIGHT	1.6 LBS (.72 KG)

PHONE: 504-340-0055  
FAX: 504-340-0056  
EMAIL: SALES@RUELCO.COM

1209 DISTRIBUTORS ROW  
NEW ORLEANS, LA 70123

PILOT INDICATING MANUAL RESET RELAY



## PARTS LIST

ITEM	QUANTITY	DESCRIPTION	MATERIAL
1	1	INDICATING KNOB ASSEMBLY	316 ST. STL. & PLASTIC
2*	1	KNOB SEAL	FLUOROCARBON
3	1	LOCK NUT	316 ST. STL.
4A	1	DETENT ASSEMBLY	CF-8M & 316 ST. STL.
4B	-	DETENT REPLACEMENT (NO DETENT)	DELRIN
5	2	SCREW	316 ST. STL.
6	1	PANEL MOUNT NUT (OPTIONAL)	316 ST. STL.
7*	3	SHAFT SEAL	FLUOROCARBON
8	1	SHAFT ASSEMBLY	316 ST. STL.
9	1	BODY	316 ST. STL.
10A	1	SPRING (20 PSI)	316 ST. STL.
10B	-	SPRING (30 PSI)	316 ST. STL.
11*	1	BODY SEAL	FLUOROCARBON
12*	1	PISTON SEAL	NITRILE
13*	1	BASE SEAL	FLUOROCARBON
14*	1	RETAINING RING	316 ST. STL.
15	1	ST. STL. BASE	316 ST. STL.

\*Indicates item(s) contained in the Repair Kit

PILOT INDICATING MANUAL RESET RELAY

PHONE: 504-340-0055  
FAX: 504-340-0056  
EMAIL: SALES@RUELCO.COM

1209 DISTRIBUTORS ROW  
NEW ORLEANS, LA 70123



Proudly Distributed By

**TRIDENT** AUSTRALIA  
FLUID SYSTEMS & COMPONENTS

## SPECIFICATIONS

VALVE BODY MAXIMUM WORKING PRESSURE	150 PSI (10.3 BAR)
PILOT CAP MAXIMUM WORKING PRESSURE	125 PSI (8.6 BAR)
AMBIENT TEMPERATURE RANGE	-20 TO 250° F -29 TO 122 °C
MINIMUM PILOT SIGNAL PRESSURE TO HOLD RELAY OPEN	25 (1.7) WITH 20 PSI SPRING 35 (2.4) WITH 30 PSI SPRING
Cv FACTOR	.34

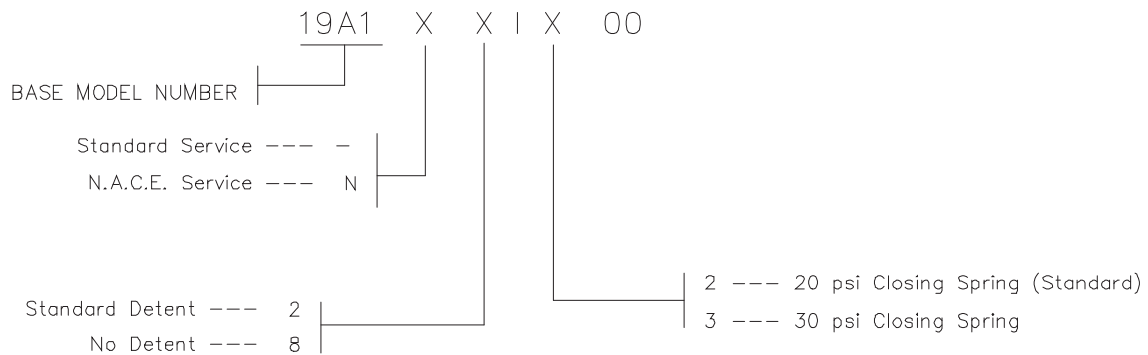
## REPAIR KIT

- 19-019-000

OTHER TEMPERATURE RANGES AND SEAL COMPOUNDS

AVAILABLE UPON REQUEST

## ORDERING CODE



PILOT INDICATING MANUAL RESET RELAY

PHONE: 504-340-0055  
FAX: 504-340-0056  
EMAIL: SALES@RUELCO.COM

1209 DISTRIBUTORS ROW  
NEW ORLEANS, LA 70123



Proudly Distributed By

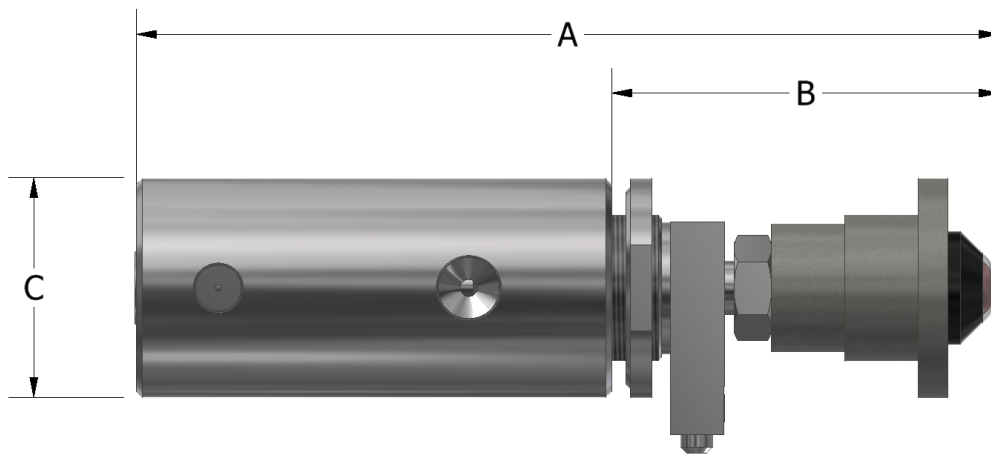
**TRIDENT** AUSTRALIA  
FLUID SYSTEMS & COMPONENTS

## OPERATION

The Ruelco MP-4 indicating relay is a pilot operated, spring return manual relay. It operates as a 3-way, block-and-bleed, normally closed valve with red/ green indicating palm knob. In the closed position, the inlet signal will be blocked from reaching the outlet port, until the knob is manually pulled into service. The detent will allow the relay to maintain this state until a pilot signal becomes present. The red/green indicator will display green if pressure is present at the outlet port, even without a pilot signal. Once in this configuration, the relay is armed. With a loss of the pilot signal or push on the knob, the relay will shut closed, venting the outlet pressure. The relay will remain closed until the knob is manually pulled into service again.

## FEATURES

- 316 stainless steel construction (models to N.A.C.E. MR1075 available)
- Can be repaired without removing relay from system or panel
- Design minimizes malfunctions due to supply system debris
- Inconel X-750 spring assures dependability in most corrosive environments
- Lock closed design prevents relay from automatically opening
- Indicating knob for green/red visual status of relay operation



## DIMENSIONS

A (CLOSED/OPEN)	5.61 / 6.10" (142.4 / 154.9 mm)
B (CLOSED/OPEN)	2.36 / 2.85" (60 / 72.4 mm)
C	1.50" (38.1 mm)
INLET & OUTLET PORTS	1/4" FNPT
PILOT PORT	1/8" FNPT
PANEL MOUNT HOLE	1.0" (25.4 mm)
MAXIMUM PANEL THICKNESS	.18" (4.6 mm)
WEIGHT	1.6 LBS (.72 KG)

PHONE: 504-340-0055  
FAX: 504-340-0056  
EMAIL: SALES@RUELCO.COM

1209 DISTRIBUTORS ROW  
NEW ORLEANS, LA 70123

OUTPUT INDICATING MANUAL RESET RELAY

## PARTS LIST

ITEM	QUANTITY	DESCRIPTION	MATERIAL
1	1	INDICATING KNOB ASSEMBLY	316 ST. STL. & PLASTIC
2*	1	KNOB SEAL	FLUOROCARBON
3	1	LOCK NUT	316 ST. STL.
4A	1	DETENT ASSEMBLY	CF-8M & 316 ST. STL.
4B	-	DETENT REPLACEMENT (NO DETENT)	DELRIN
5	2	SCREW	316 ST. STL.
6	1	PANEL MOUNT NUT (OPTIONAL)	316 ST. STL.
7*	3	SHAFT SEAL	FLUOROCARBON
8	1	SHAFT ASSEMBLY	316 ST. STL.
9	1	BODY	316 ST. STL.
10A	1	SPRING (20 PSI)	316 ST. STL.
10B	-	SPRING (30 PSI)	316 ST. STL.
11*	1	BODY SEAL	FLUOROCARBON
12*	1	PISTON SEAL	NITRILE
13*	1	BASE SEAL	FLUOROCARBON
14*	1	RETAINING RING	316 ST. STL.
15	1	ST. STL. BASE	316 ST. STL.

\*Indicates item(s) contained in the Repair Kit

PHONE: 504-340-0055  
 FAX: 504-340-0056  
 EMAIL: SALES@RUELCO.COM

1209 DISTRIBUTORS ROW  
 NEW ORLEANS, LA 70123

OUTPUT INDICATING MANUAL RESET RELAY



Proudly Distributed By

**TRIDENT** AUSTRALIA  
FLUID SYSTEMS & COMPONENTS

### SPECIFICATIONS

VALVE BODY MAXIMUM WORKING PRESSURE	150 PSI (10.3 BAR)
PILOT CAP MAXIMUM WORKING PRESSURE	125 PSI (8.6 BAR)
AMBIENT TEMPERATURE RANGE	-20 TO 250° F -29 TO 122 °C
MINIMUM PILOT SIGNAL PRESSURE TO HOLD RELAY OPEN	25 (1.7) WITH 20 PSI SPRING 35 (2.4) WITH 30 PSI SPRING
Cv FACTOR	.34

### REPAIR KIT

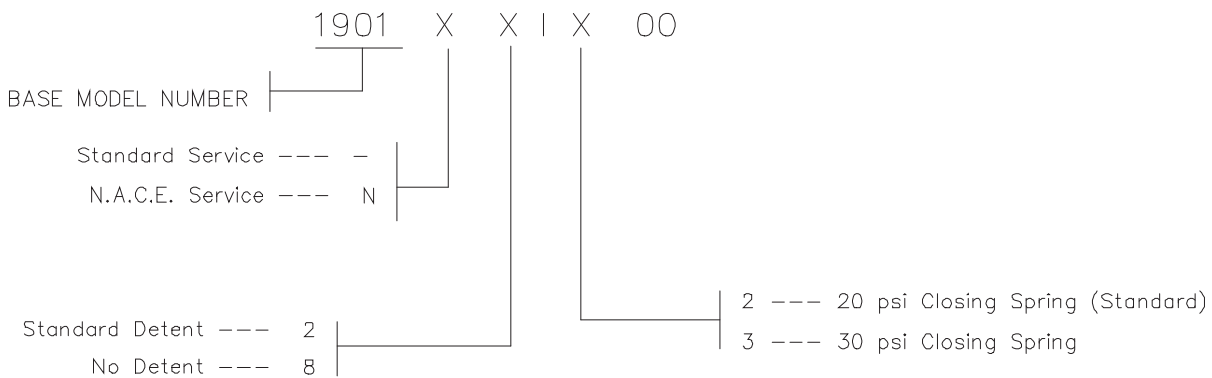
- 19-019-000

OTHER TEMPERATURE RANGES AND SEAL COMPOUNDS

AVAILABLE UPON REQUEST

OUTPUT INDICATING MANUAL RESET RELAY

### ORDERING CODE



PHONE: 504-340-0055  
FAX: 504-340-0056  
EMAIL: SALES@RUELCO.COM

1209 DISTRIBUTORS ROW  
NEW ORLEANS, LA 70123